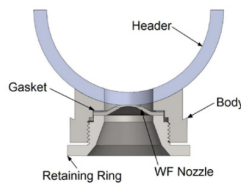
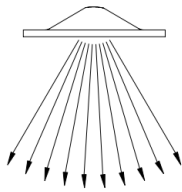


# Other Types of Nozzles and Accessories – Self Aligning Disc



## TYPICAL APPLICATIONS:

WF Series shower nozzles are designed to work in a number of commercially available "shower" bar systems where a self-aligning replaceable nozzle disc is required.

The back protruding design permits the nozzle orifice to be cleaned from inside the header, using a rotating brush.

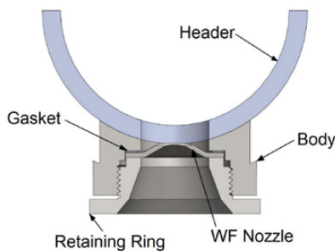
## SPRAY CHARACTERISTICS:

Available in 30° and 60° flay V-shaped spray patterns, as well as zero (0) degree solid stream spray.

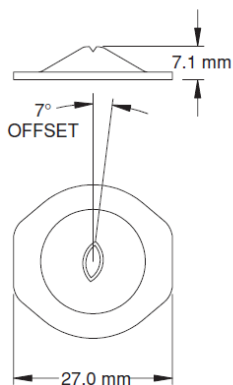
All flat V-shaped spray models are pre-aligned to a standard 7° offset angle to allow for spray overlap without interference from the adjacent nozzles.

## CONSTRUCTION:

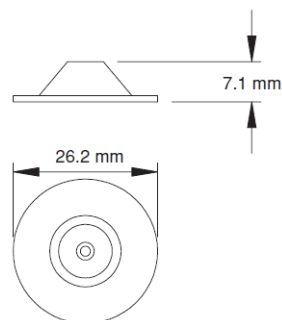
Standard material of construction for the spray disc is 317L stainless steel. A gasket is available for sealing the face between the nozzle disc and the body.



### WF FLAT STREAM NOZZLE



### WF SOLID STREAM NOZZLE



Spray-angle @ 3 bar	MODEL NUMBER	CAPACITY (L/min) AT VARIOUS PRESSURES (bar)							
		1.5 bar	3 bar	4 bar	5 bar	6 bar	12 bar	25 bar	40 bar
0° Vollstrahl	WF00004	0.12	0.17	0.19	0.22	0.24	0.33	0.48	0.61
	WF00007	0.20	0.28	0.32	0.36	0.39	0.55	0.80	1.01
	WF00009	0.25	0.36	0.41	0.46	0.50	0.71	1.03	1.30
	WF0001	0.36	0.51	0.59	0.66	0.73	1.03	1.48	1.87
	WF0002	0.64	0.91	1.17	1.28	1.28	1.82	2.62	3.30
	WF0003	0.92	1.30	1.50	1.68	1.84	2.61	3.80	4.80
	WF0004	1.20	1.70	2.00	2.20	2.40	3.40	4.90	6.20
	WF0008	2.20	3.12	3.60	4.00	4.40	6.20	9.00	11.4
	WF0012	3.50	4.90	5.70	6.30	6.90	9.80	14.1	17.9
	WF0020	5.50	7.80	9.00	10.1	11.1	15.6	22.6	28.5
30°	WF3002	0.64	0.91	1.17	1.28	1.28	1.82	2.62	3.30
	WF3003	0.92	1.30	1.50	1.68	1.84	2.61	3.80	4.80
	WF3004	1.20	1.70	2.00	2.20	2.40	3.40	4.90	6.20
	WF3006	1.70	2.41	2.78	3.11	3.40	4.80	7.00	8.80
	WF3008	2.20	3.12	3.60	4.00	4.40	6.20	9.00	11.4
	WF3010	2.85	4.03	4.65	5.20	5.69	8.10	11.6	14.7
	WF3012	3.50	4.90	5.70	6.30	6.90	9.80	14.1	17.9
	WF3016	4.50	6.40	7.30	8.20	9.00	12.7	18.3	23.2
	WF3020	5.50	7.80	9.00	10.1	11.1	15.6	22.6	28.5
	60°	WF6002	0.64	0.91	1.17	1.28	1.28	1.82	2.62
WF6003		0.92	1.30	1.50	1.68	1.84	2.61	3.80	4.80
WF6004		1.20	1.70	2.00	2.20	2.40	3.40	4.90	6.20
WF6006		1.70	2.41	2.78	3.11	3.40	4.80	7.00	8.80
WF6008		2.20	3.12	3.60	4.00	4.40	6.20	9.00	11.4
WF6010		2.85	4.03	4.65	5.20	5.69	8.10	11.6	14.7
WF6012		3.50	4.90	5.70	6.30	6.90	9.80	14.1	17.9
WF6016		4.50	6.40	7.30	8.20	9.00	12.7	18.3	23.2
WF6020		5.50	7.80	9.00	10.1	11.1	15.6	22.6	28.5
WF6025		7.30	10.3	11.9	13.2	14.5	20.5	29.6	37.0
WF6031		8.70	12.2	14.1	15.8	17.3	24.5	35.0	45.0
WF6040		11.2	15.8	18.2	20.4	22.3	32.0	46.0	58.0
WF6049		13.7	19.3	22.3	25.0	27.4	39.0	56.0	71.0
WF6077		22.0	31.2	36.0	40.0	44.0	62.0	90.0	114
WF6099	27.6	39.0	45.0	50.0	55.0	78.0	113	143	
WF60124	35.0	49.0	57.0	63.0	69.0	98.0	141	179	